

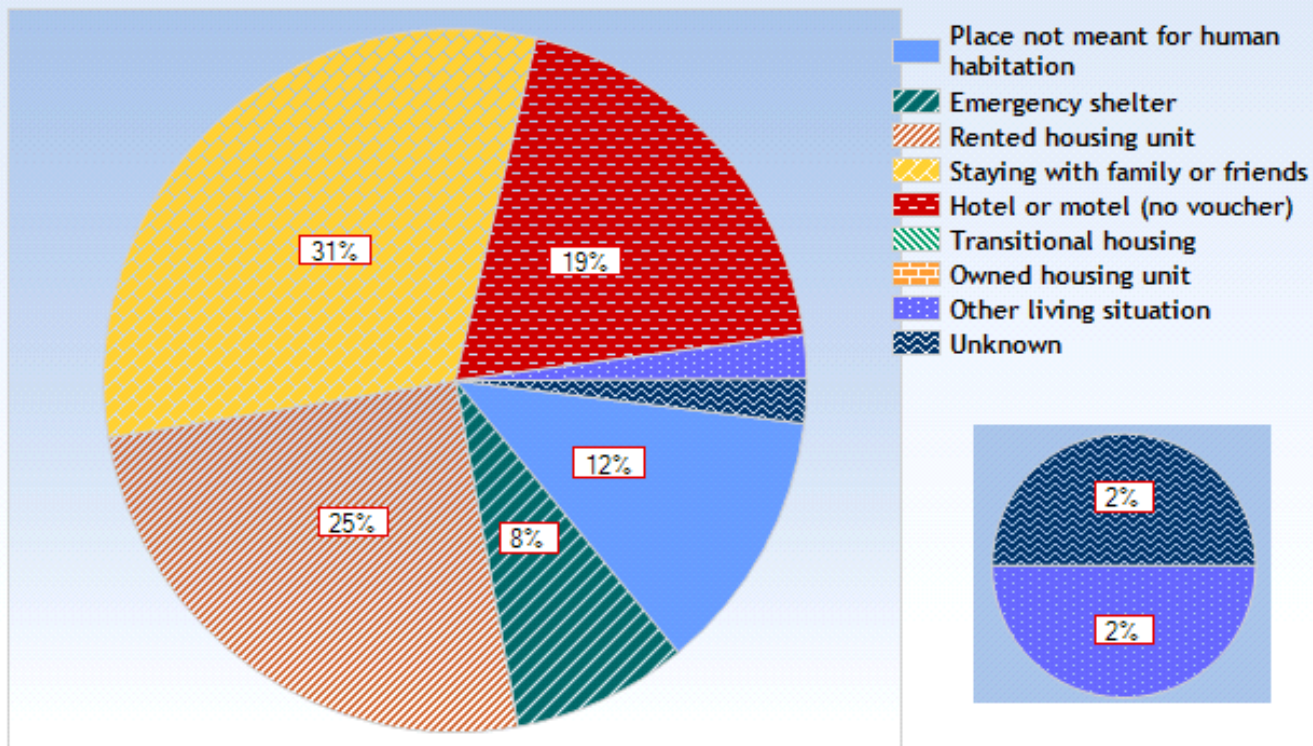
## Exhibit 4.1 Prior Living Situation of Persons Using Homeless Residential Services

Reporting Year: 10/1/2012 - 9/30/2013

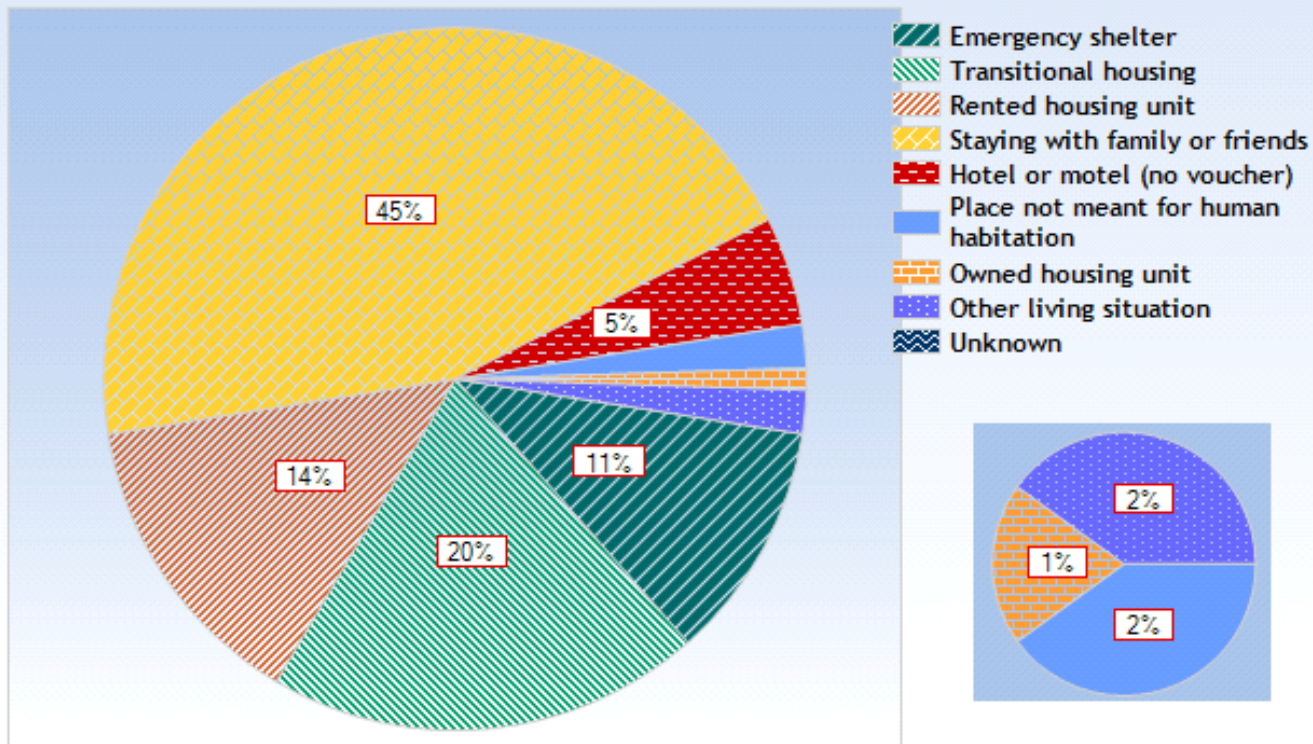
Site: ColoradoSprings/El Paso County

Prior Living Situation	Persons in Families in Emergency Shelters	Persons in Families in Transitional Housing	Persons in Families in Permanent Supportive Housing	Individuals in Emergency Shelters	Individuals in Transitional Housing	Individuals in Permanent Supportive Housing
<b>Number of Sheltered Homeless Persons</b>	630	456	90	2,229	440	187
<b>Living Arrangement the Night before Program Entry</b>						
<b>Total from Homeless Situation</b>						
<i>Place not meant for human habitation</i>	12%	2%	22%	32%	5%	36%
<i>Emergency shelter</i>	8%	11%	36%	7%	21%	47%
<i>Transitional housing</i>	0%	20%	11%	1%	3%	9%
<b>Total from Housing Situation</b>						
<i>Permanent supportive housing</i>	0%	0%	0%	0%	0%	0%
<i>Rented housing unit</i>	25%	14%	3%	8%	12%	3%
<i>Owned housing unit</i>	0%	1%	0%	1%	1%	0%
<i>Staying with family or friends</i>	31%	45%	17%	23%	30%	5%
<b>Total from Institutional Settings</b>						
<i>Psychiatric facility</i>	0%	0%	0%	1%	0%	0%
<i>Substance abuse treatment center or detox</i>	0%	1%	0%	2%	8%	0%
<i>Hospital (non-psychiatric)</i>	1%	0%	0%	0%	0%	0%
<i>Jail, prison, or juvenile detention</i>	1%	0%	0%	7%	13%	0%
<b>Total from Other Situations</b>						
<i>Hotel or motel (no voucher)</i>	19%	5%	6%	12%	3%	0%
<i>Foster care home</i>	0%	1%	0%	0%	0%	0%
<i>Other living situation</i>	0%	0%	6%	2%	1%	1%
<i>Unknown</i>	2%	0%	0%	3%	2%	0%
<b>Stability of Previous Night's Living Arrangements</b>						
<i>Stayed 1 week or less</i>	35%	3%	8%	55%	10%	3%
<i>Stayed more than 1 week, but less than a month</i>	13%	22%	14%	9%	25%	13%
<i>Stayed 1 to 3 months</i>	16%	24%	28%	9%	32%	29%
<i>Stayed more than 3 months, but less than a year</i>	19%	33%	31%	8%	17%	29%
<i>Stayed 1 year or longer</i>	11%	16%	19%	7%	14%	26%
<i>Unknown</i>	6%	2%	0%	12%	3%	0%
<b>Zip Code of Last Permanent Address</b>						
<i>Same jurisdiction as program locator</i>	60%	77%	83%	52%	75%	91%
<i>Different jurisdiction than program locator</i>	40%	22%	17%	48%	25%	9%
<i>Unknown</i>	0%	1%	0%	0%	0%	0%

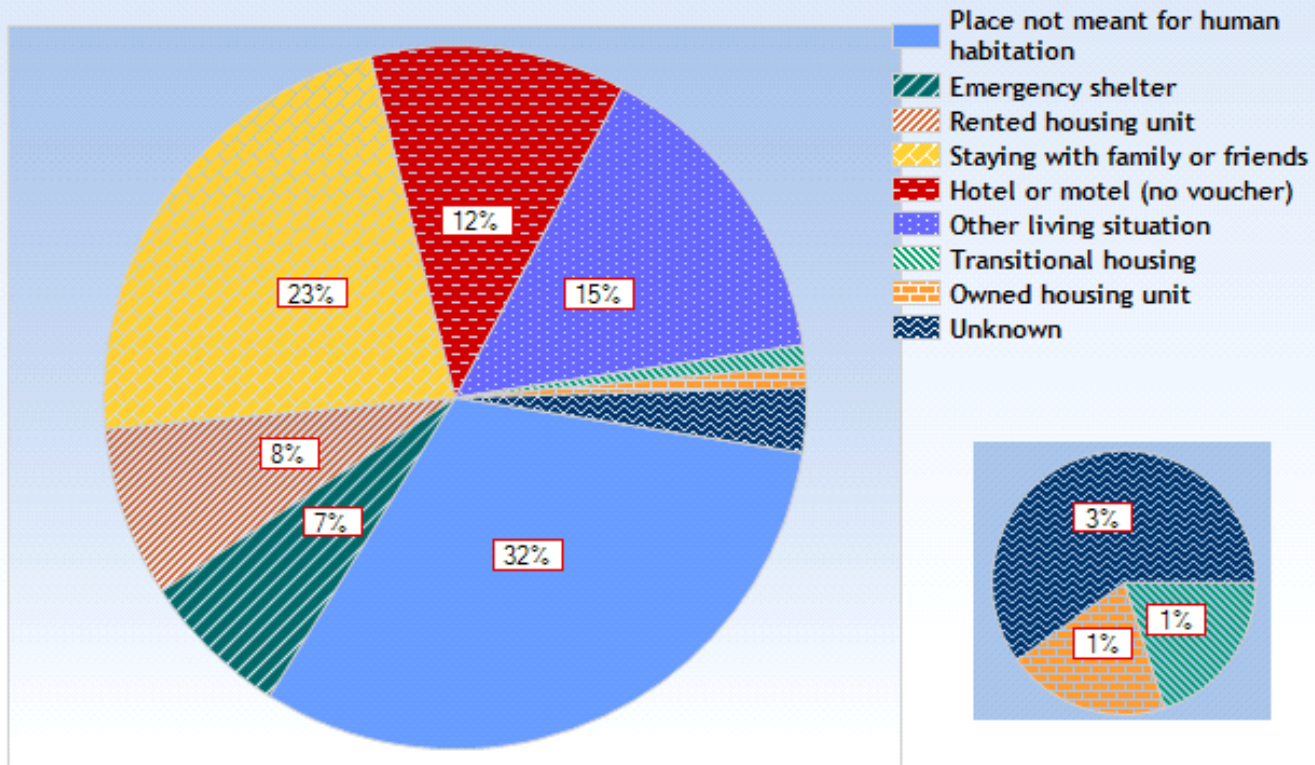
**Exhibit 4.2 Living Arrangement the Night before Program Entry: Persons in Families in Emergency Shelter**



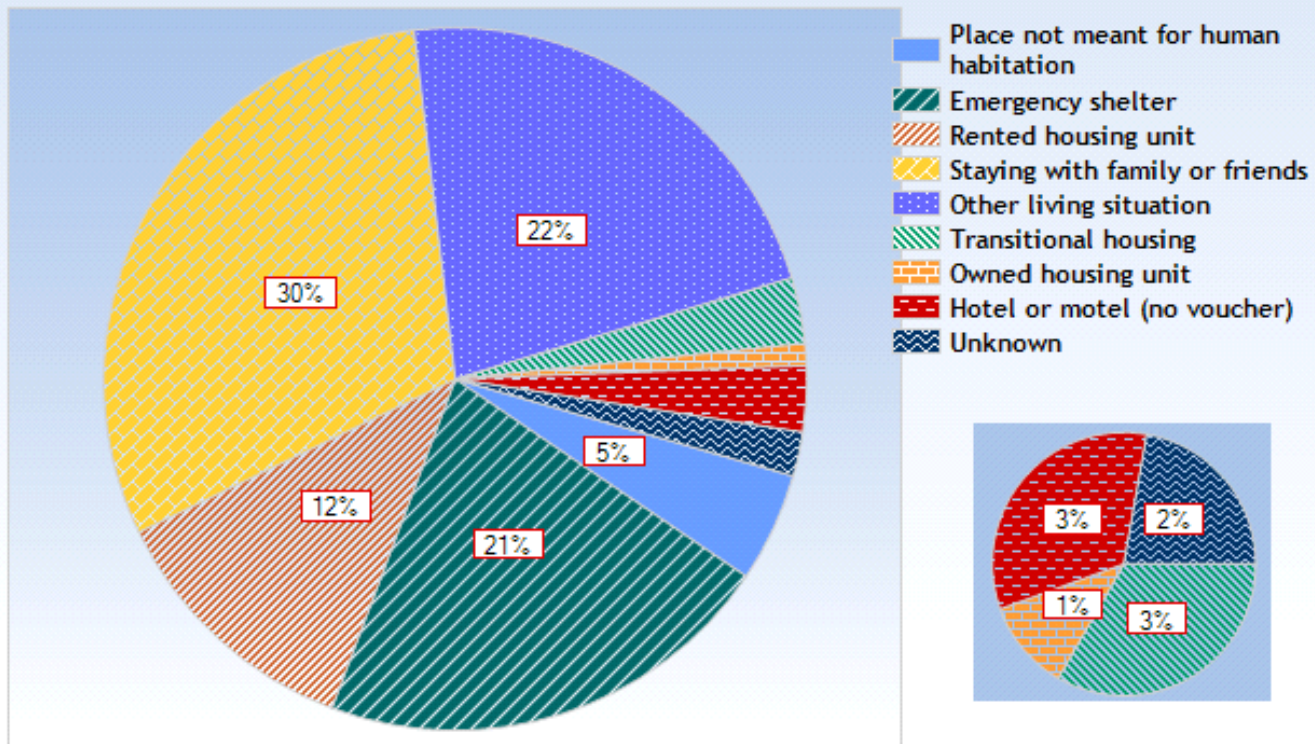
**Exhibit 4.3 Living Arrangement the Night before Program Entry: Persons in Families in Transitional Housing**



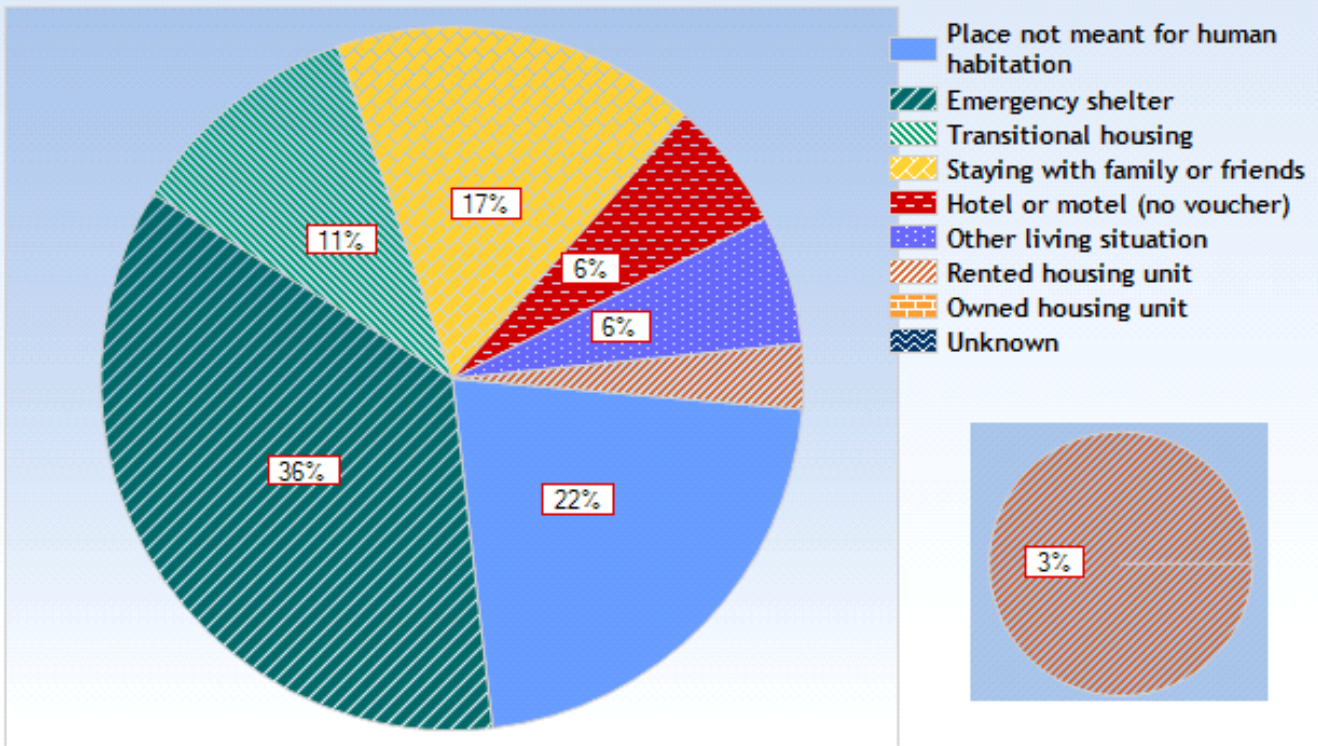
**Exhibit 4.4 Living Arrangement the Night before Program Entry: Individuals in Emergency Shelter**



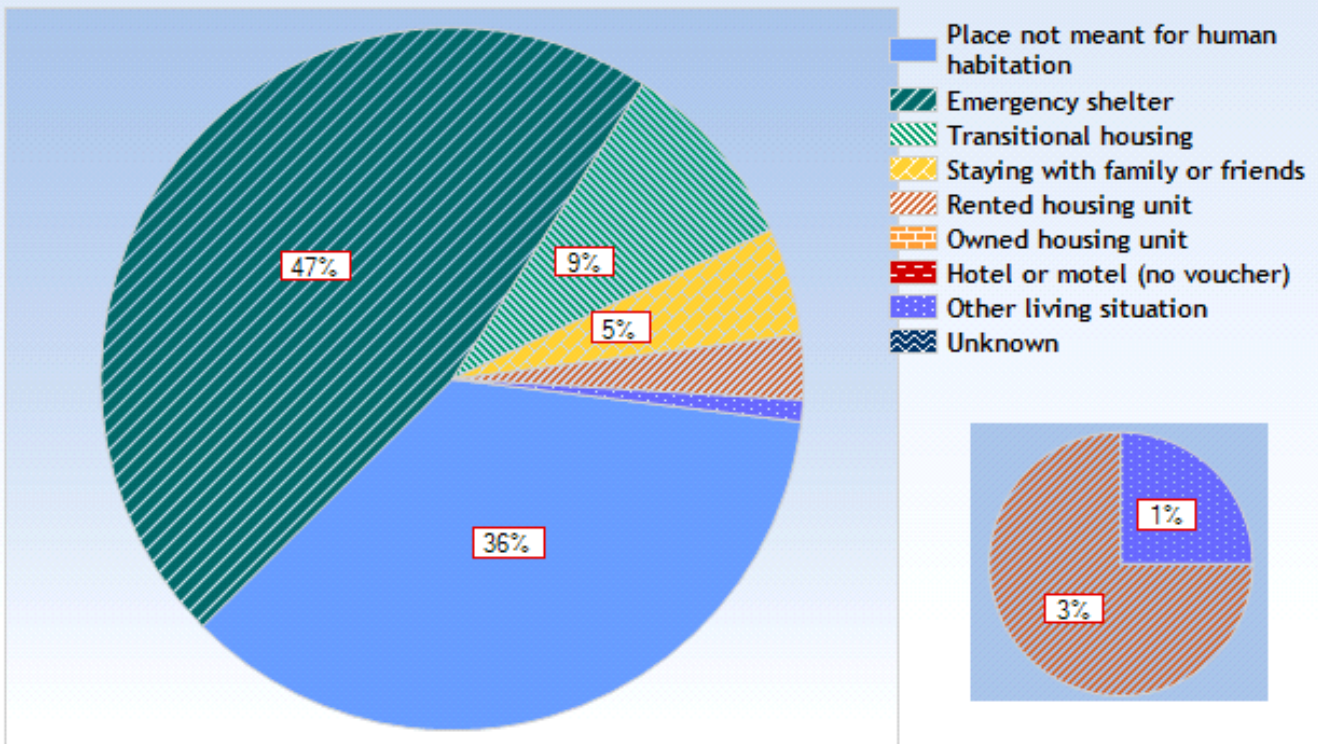
**Exhibit 4.5 Living Arrangement the Night before Program Entry: Individuals in Transitional Housing**



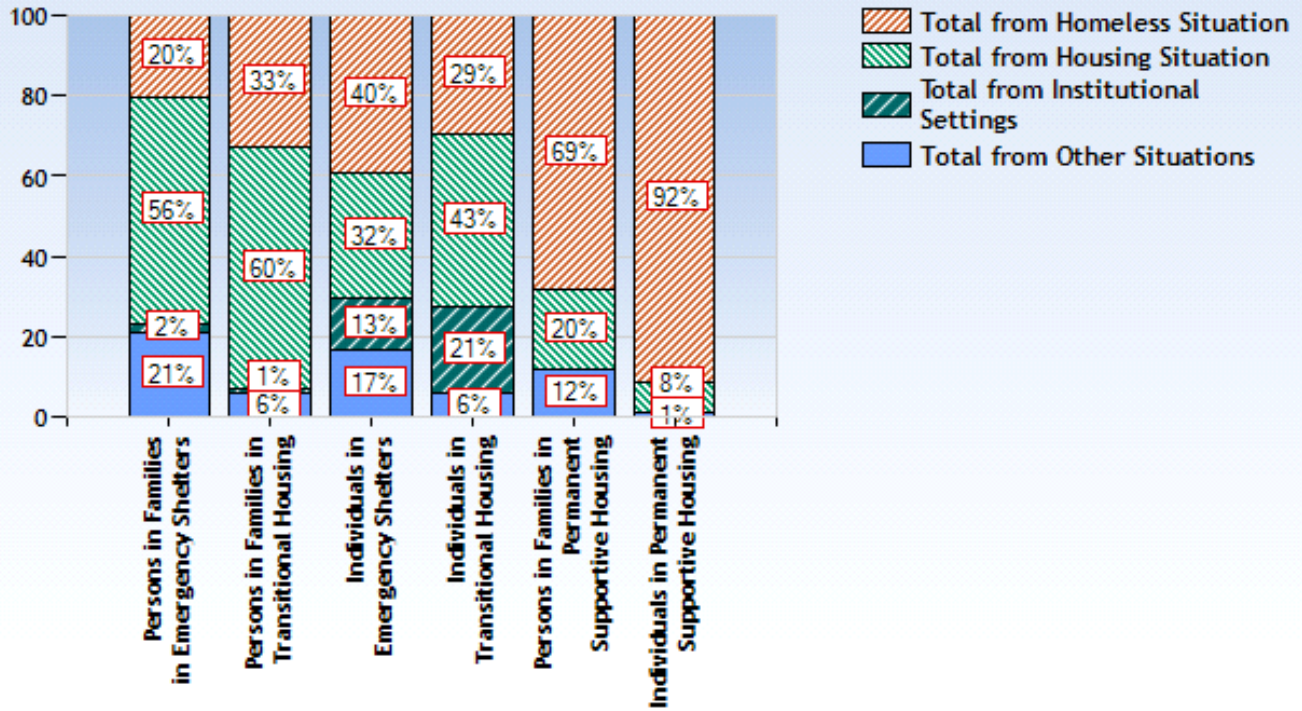
**Exhibit 4.6 Living Arrangement the Night before Program Entry: Persons in Families in Permanent Supportive Housing**



**Exhibit 4.7 Living Arrangement the Night before Program Entry: Individuals in Permanent Supportive Housing**



**Exhibit 4.8 Prior Living Situation: Living Arrangement the Night Before Program Entry**



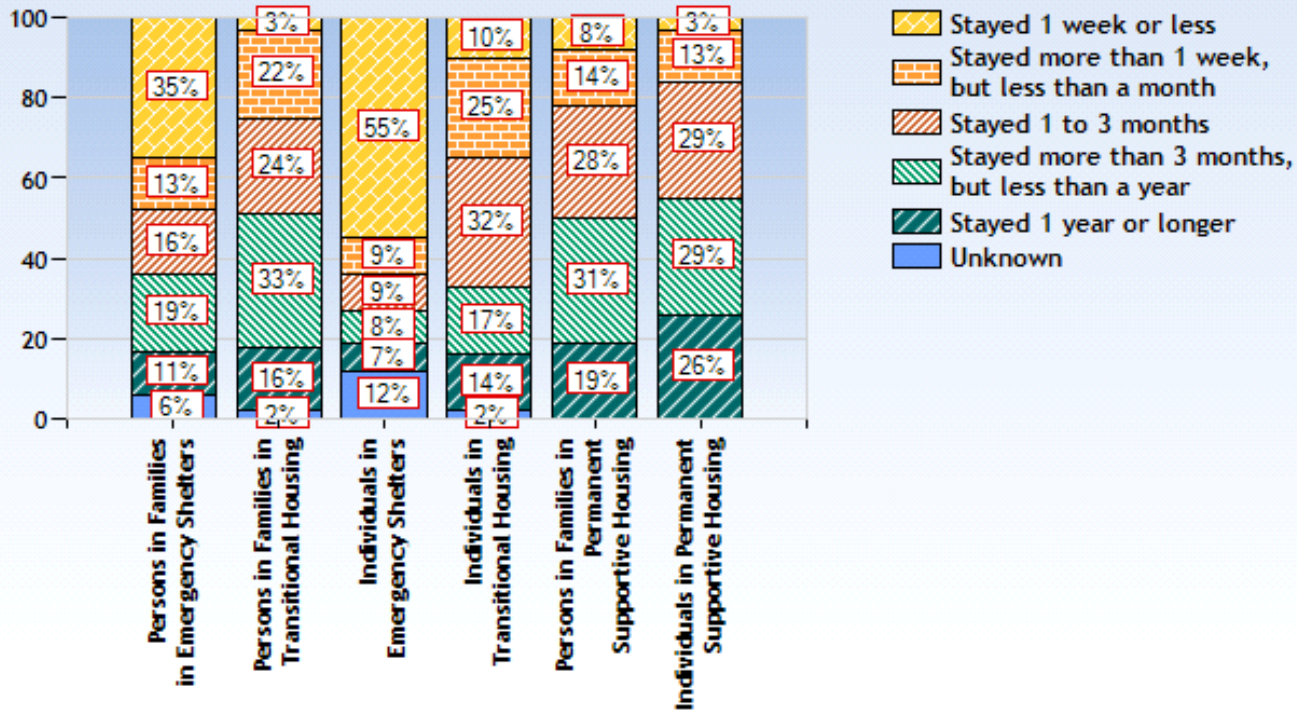
**Other Situations:** Hotel or motel (no voucher), Foster care home, Other living situation, Unknown

**Institutional Settings:** Psychiatric facility, Substance abuse treatment center or detox, hospital (non-psychiatric), Jail, prison or juvenile detention

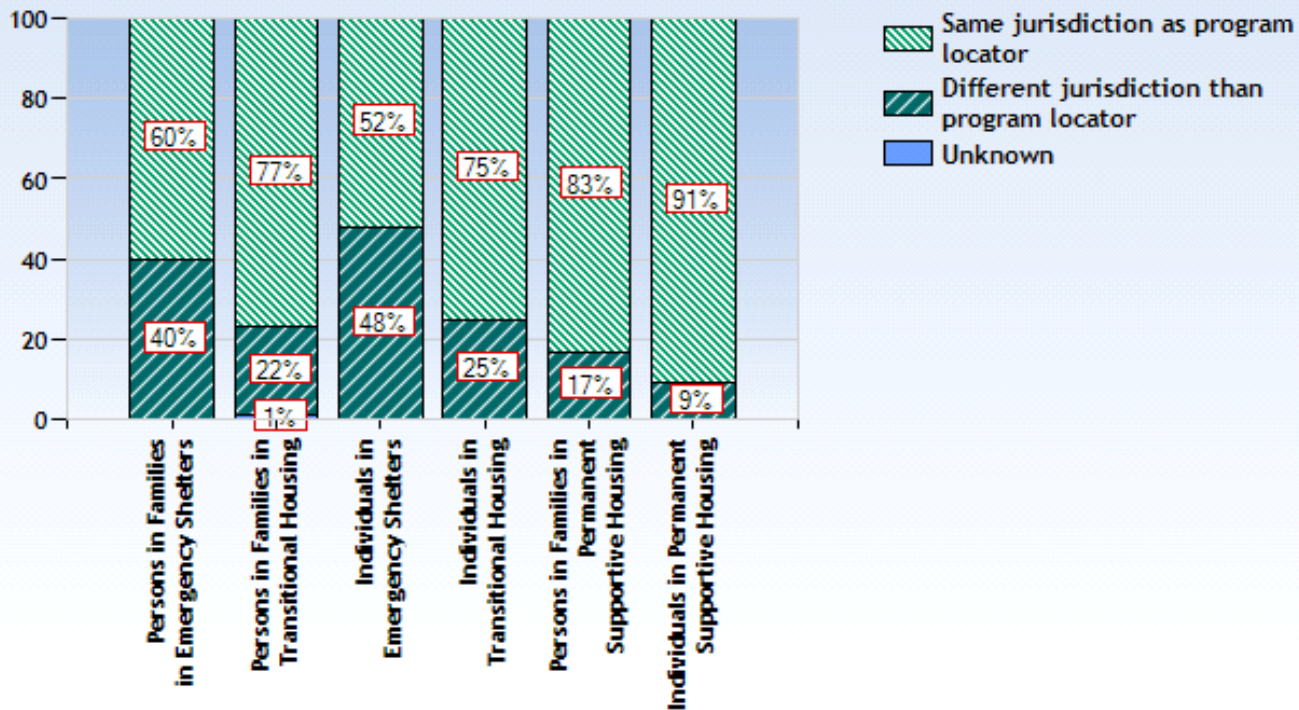
**Housing Situation:** Permanent supportive housing, Rented housing unit, Owned housing unit, Staying with family or friends

**Homeless Situation:** Place not meant for human habitation, Emergency shelter, Transitional housing

**Exhibit 4.9 Stability of Previous Night's Living Arrangement**



**Exhibit 4.10 Zip Code of Last Permanent Address**



---

*\*\*Data in this category did not meet minimum participation criteria for participation in HUD's Annual Homeless Assessment Report.*

U.S. Department of Housing and Urban Development Office of Special Needs Assistance Programs  
451 Seventh Street, SW Room 7262 Washington, DC 20410

Developed under contract with the U.S. Department of Housing and Urban Development