

Exhibit 4.1 Prior Living Situation of Persons Using Homeless Residential Services

Reporting Year: 10/1/2014 - 9/30/2015

Site: ColoradoSprings/El Paso County

Prior Living Situation	Persons in Families in Emergency Shelters	Persons in Families in Transitional Housing	Persons in Families in Permanent Supportive Housing	Individuals in Emergency Shelters	Individuals in Transitional Housing	Individuals in Permanent Supportive Housing
Number of Sheltered Homeless Persons	618	529	242	2,268	187	345
Living Arrangement the Night before Program Entry						
Total from Homeless Situation						
<i>Place not meant for human habitation</i>	23%	6%	16%	31%	5%	37%
<i>Emergency shelter</i>	11%	16%	17%	13%	35%	31%
<i>Transitional housing</i>	1%	4%	14%	0%	2%	9%
Total from Housing Situation						
<i>Permanent supportive housing</i>	0%	0%	0%	1%	0%	0%
<i>Rented housing unit</i>	6%	12%	15%	5%	7%	6%
<i>Owned housing unit</i>	0%	3%	1%	0%	4%	0%
<i>Staying with family or friends</i>	27%	44%	28%	23%	31%	14%
Total from Institutional Settings						
<i>Psychiatric facility</i>	0%	0%	0%	2%	0%	0%
<i>Substance abuse treatment center or detox</i>	0%	0%	0%	1%	1%	0%
<i>Hospital (non-psychiatric)</i>	0%	0%	0%	0%	0%	0%
<i>Jail, prison, or juvenile detention</i>	0%	1%	1%	5%	8%	1%
Total from Other Situations						
<i>Hotel or motel (no voucher)</i>	29%	12%	6%	10%	3%	2%
<i>Foster care home</i>	0%	0%	0%	0%	2%	0%
<i>Other living situation</i>	1%	3%	2%	2%	2%	0%
<i>Unknown</i>	1%	0%	2%	2%	0%	0%
Stability of Previous Night's Living Arrangements						
<i>Stayed 1 week or less</i>	49%	6%	11%	48%	11%	6%
<i>Stayed more than 1 week, but less than a month</i>	23%	19%	9%	14%	29%	12%
<i>Stayed 1 to 3 months</i>	14%	24%	29%	15%	28%	26%
<i>Stayed more than 3 months, but less than a year</i>	6%	26%	36%	10%	18%	27%
<i>Stayed 1 year or longer</i>	7%	24%	16%	10%	12%	30%
<i>Unknown</i>	1%	0%	0%	3%	2%	0%
Zip Code of Last Permanent Address						
<i>Same jurisdiction as program locator</i>	0%	0%	0%	0%	0%	0%
<i>Different jurisdiction than program locator</i>	97%	100%	99%	98%	98%	99%
<i>Unknown</i>	3%	0%	1%	2%	2%	1%

Exhibit 4.2 Living Arrangement the Night before Program Entry: Persons in Families in Emergency Shelter

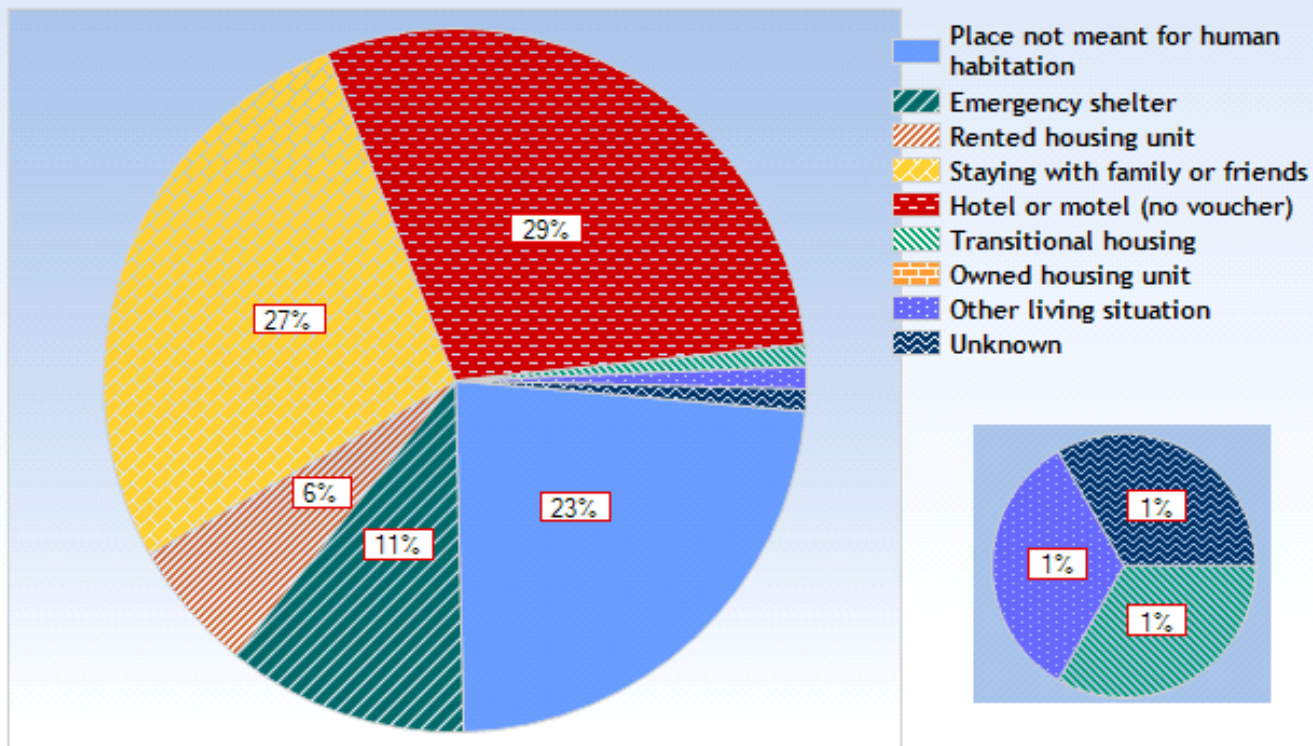


Exhibit 4.3 Living Arrangement the Night before Program Entry: Persons in Families in Transitional Housing

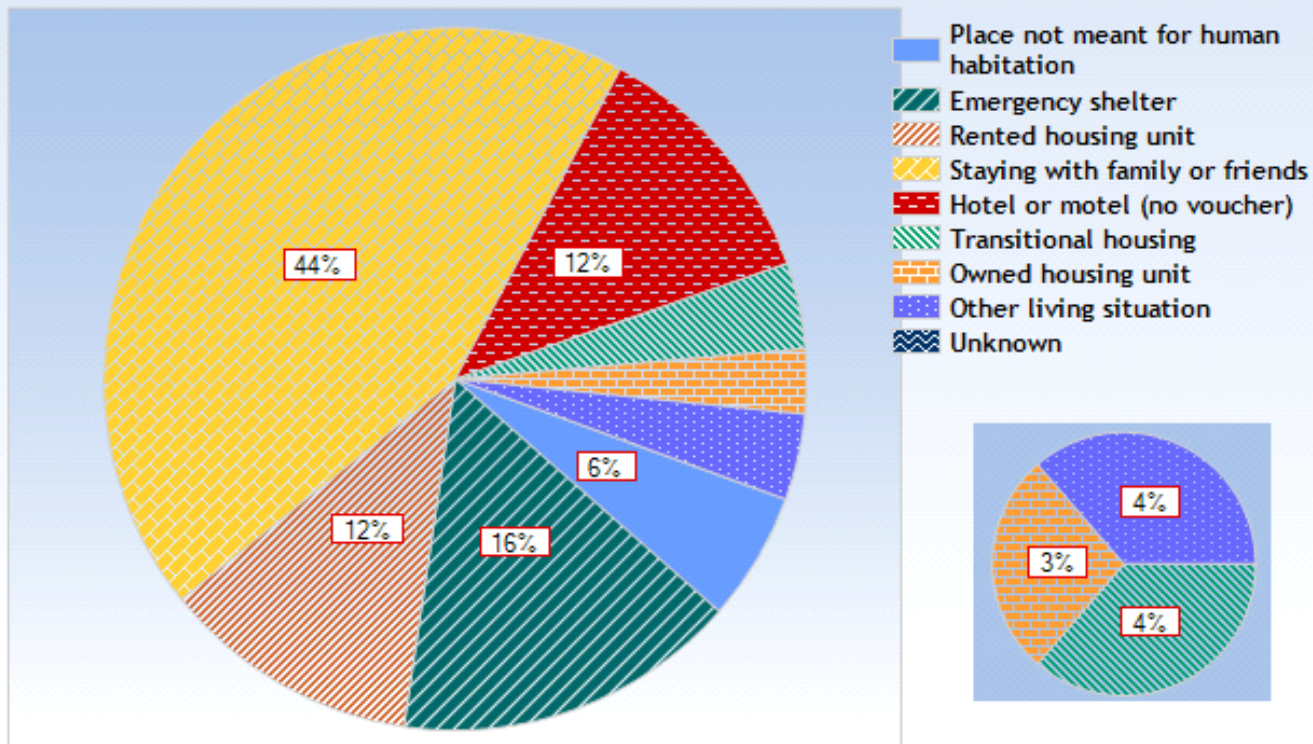


Exhibit 4.4 Living Arrangement the Night before Program Entry: Individuals in Emergency Shelter

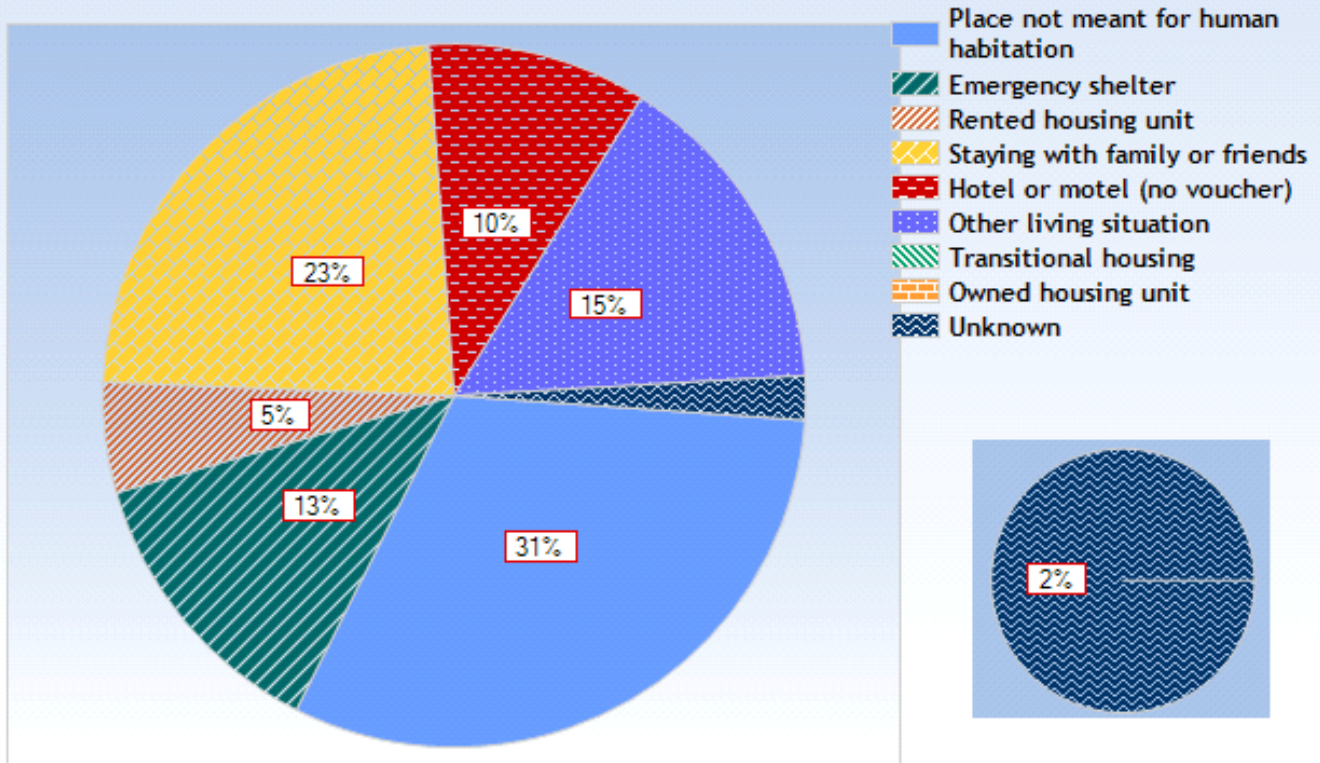


Exhibit 4.5 Living Arrangement the Night before Program Entry: Individuals in Transitional Housing

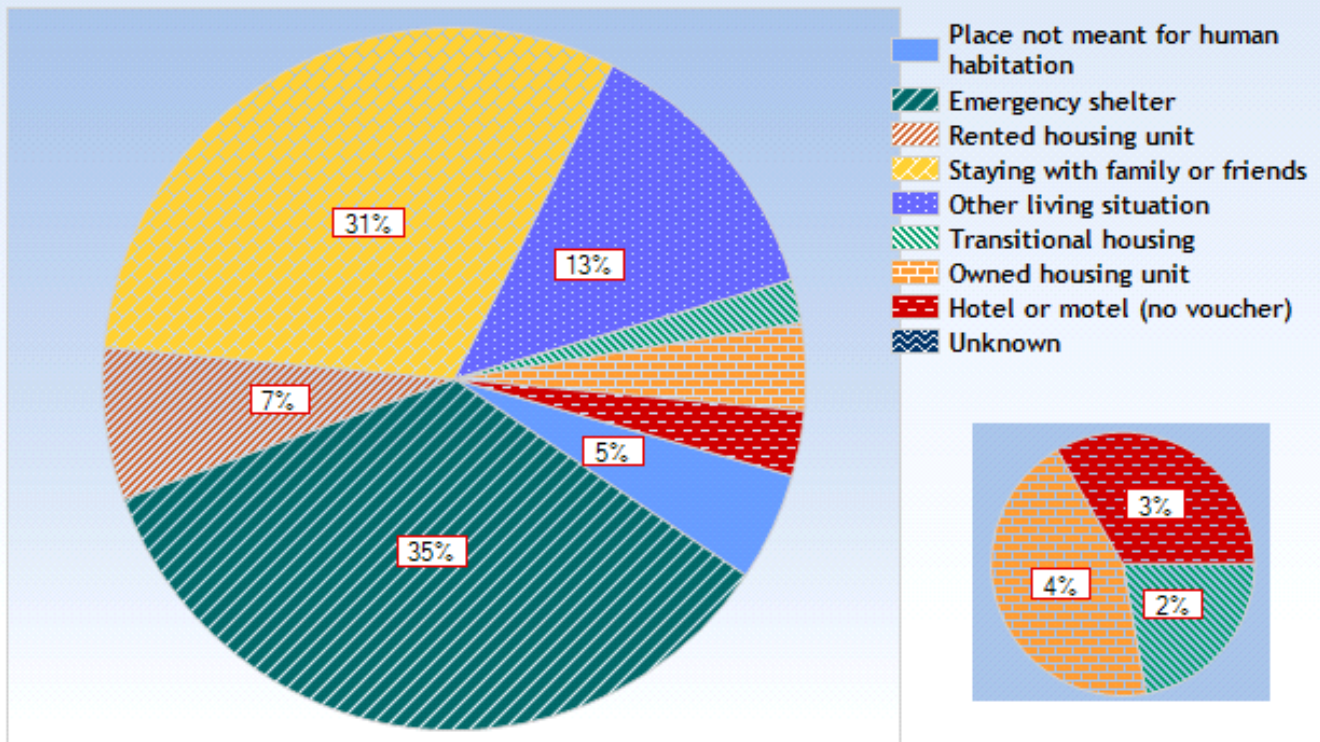


Exhibit 4.6 Living Arrangement the Night before Program Entry: Persons in Families in Permanent Supportive Housing

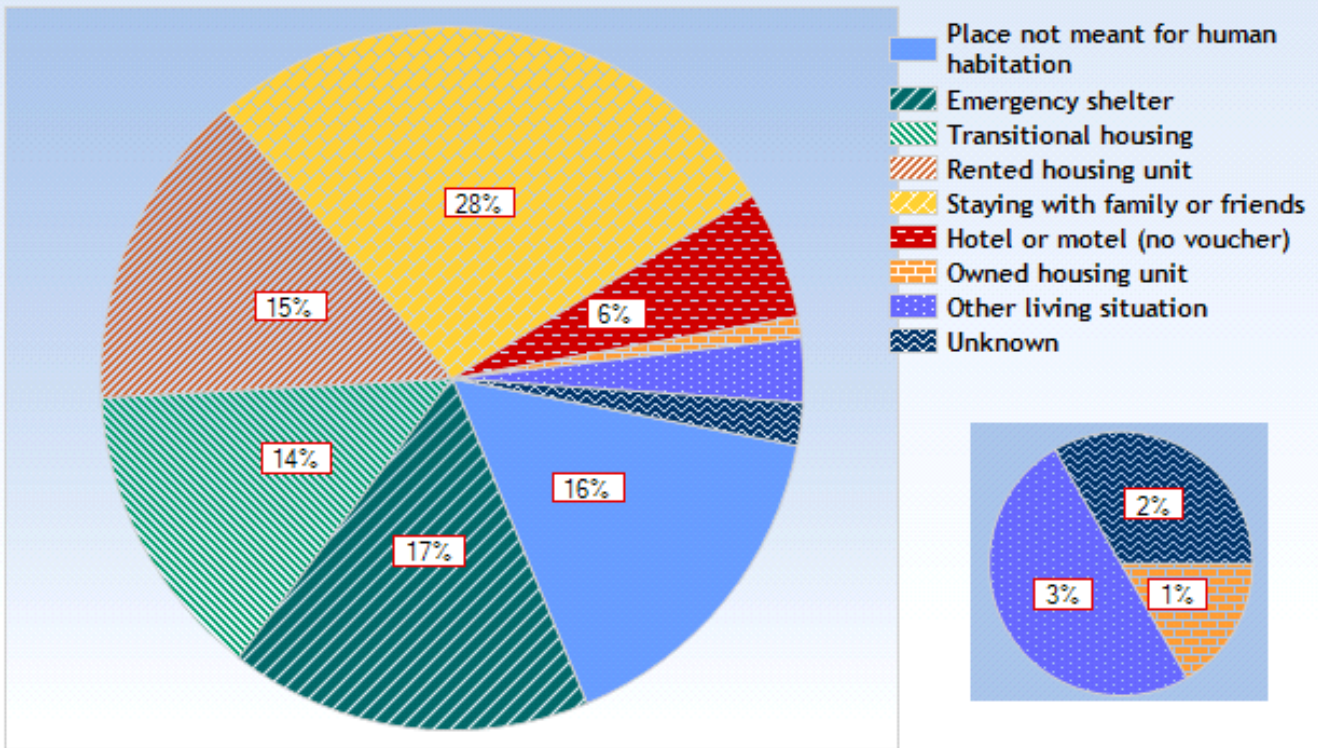


Exhibit 4.7 Living Arrangement the Night before Program Entry: Individuals in Permanent Supportive Housing

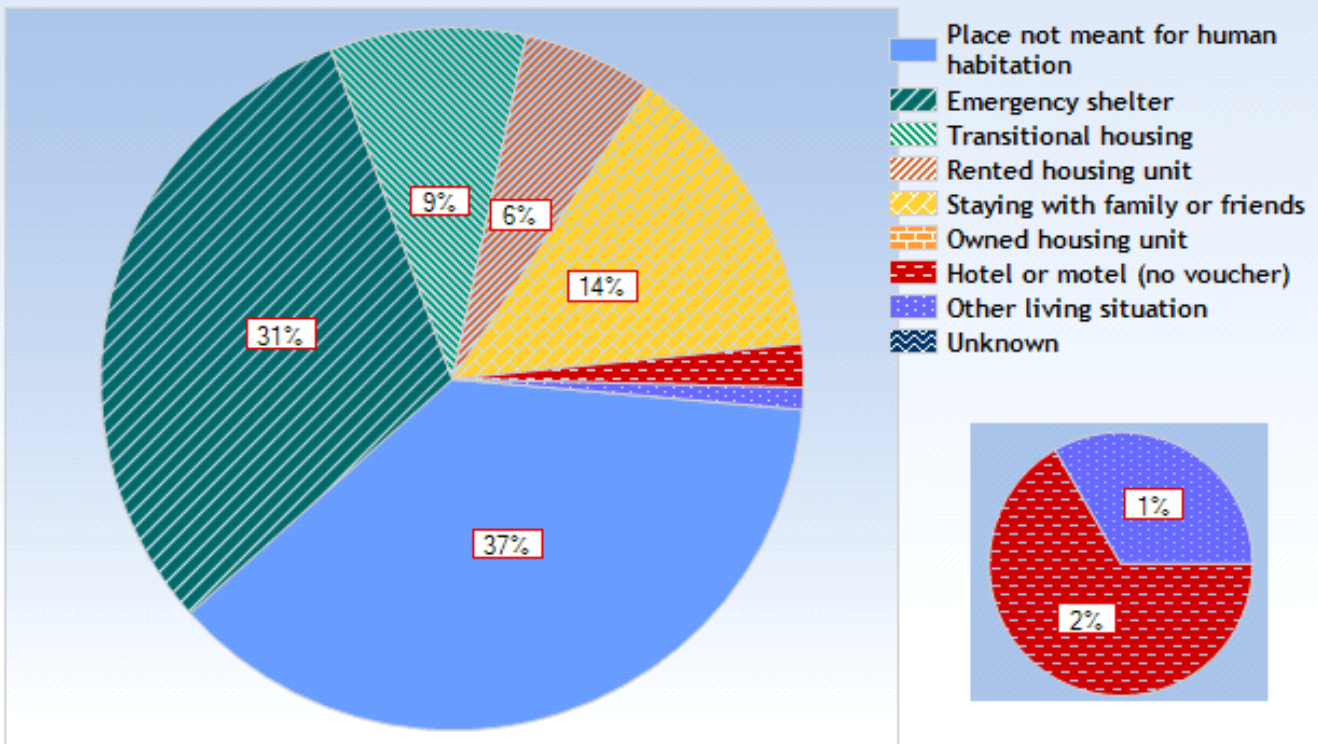
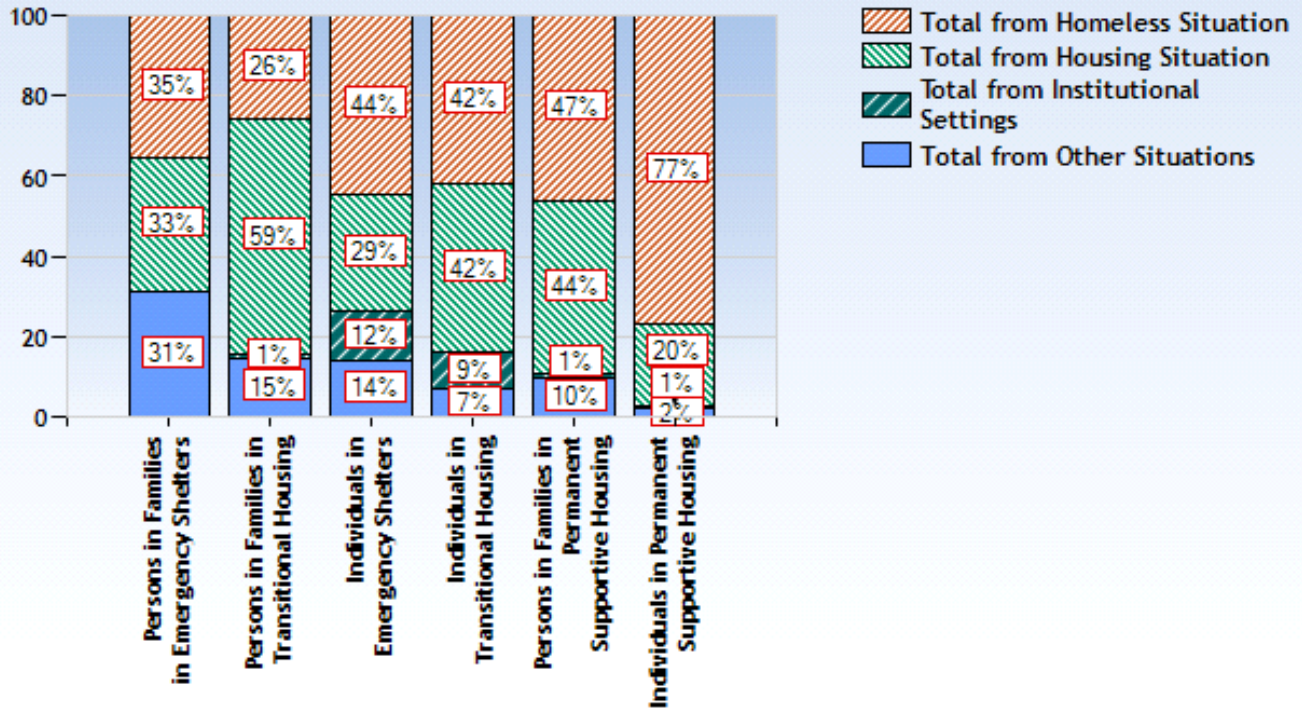


Exhibit 4.8 Prior Living Situation: Living Arrangement the Night Before Program Entry



Other Situations: Hotel or motel (no voucher), Foster care home, Other living situation, Unknown

Institutional Settings: Psychiatric facility, Substance abuse treatment center or detox, hospital (non-psychiatric), Jail, prison or juvenile detention

Housing Situation: Permanent supportive housing, Rented housing unit, Owned housing unit, Staying with family or friends

Homeless Situation: Place not meant for human habitation, Emergency shelter, Transitional housing

Exhibit 4.9 Stability of Previous Night's Living Arrangement

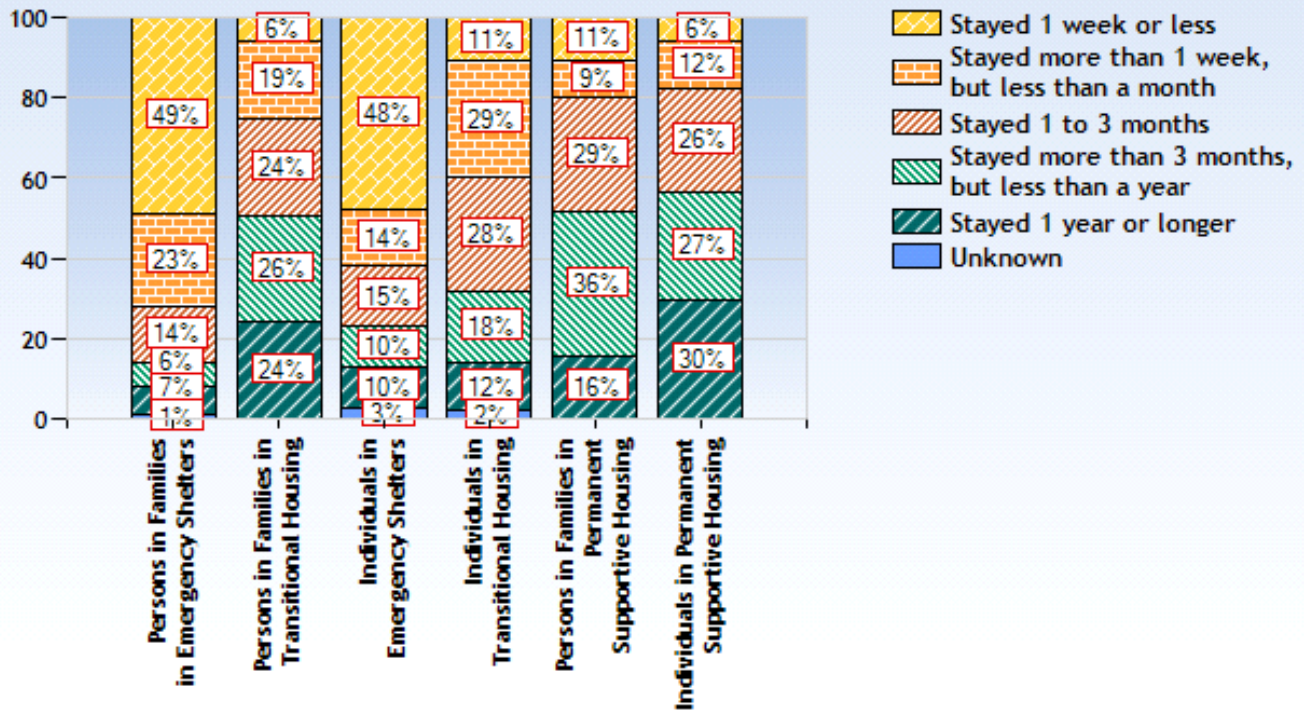
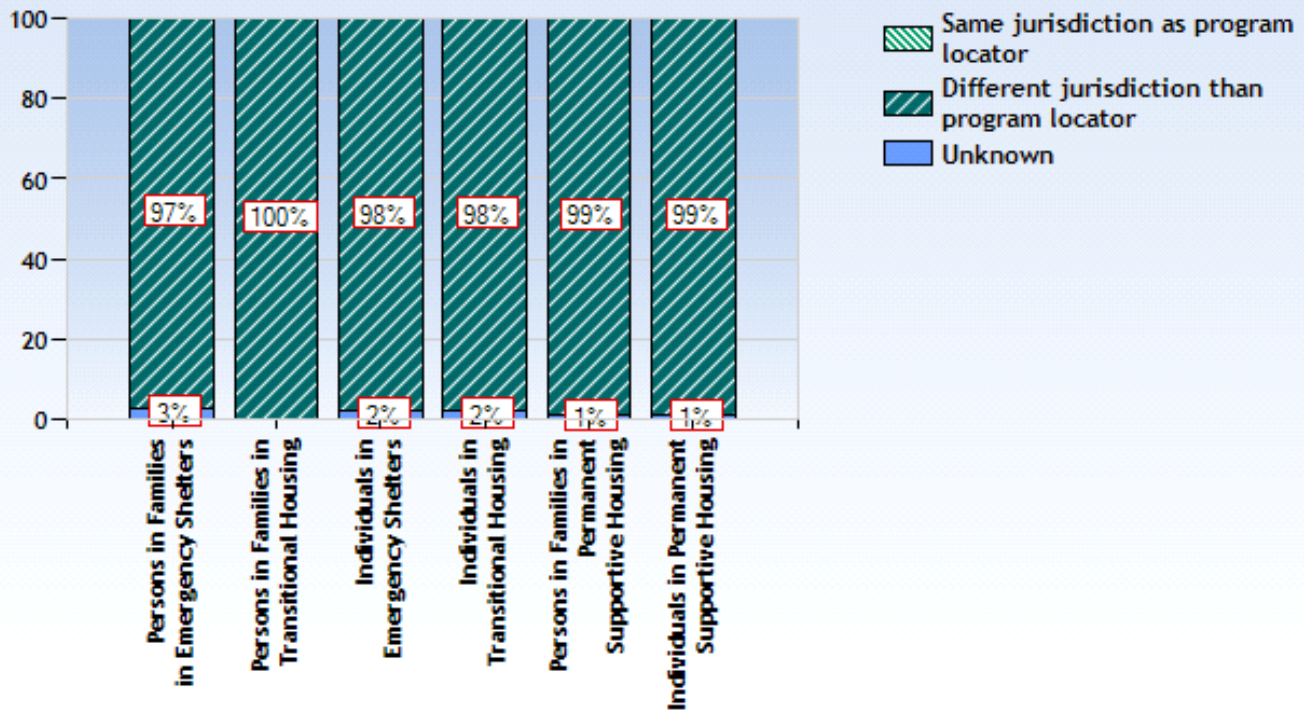


Exhibit 4.10 Zip Code of Last Permanent Address



***Data in this category did not meet minimum participation criteria for participation in HUD's Annual Homeless Assessment Report.*

U.S. Department of Housing and Urban Development Office of Special Needs Assistance Programs
451 Seventh Street, SW Room 7262 Washington, DC 20410

Developed under contract with the U.S. Department of Housing and Urban Development