

Pikes Peak United Way

Guide to El Pomar Emergency Fund Application

How to Access the Application

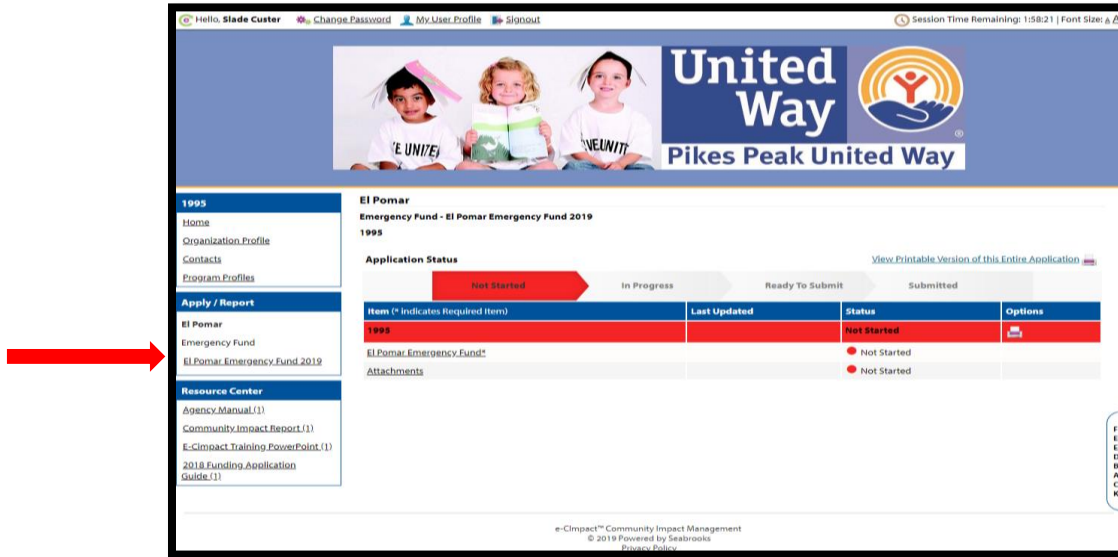
❖ **New Account, click here**



- Once clicked, you will be welcomed by the site, then you will be required to input all of your organizational information
- You then will be prompted to review the list of currently available grant applications
- Select El Pomar Emergency Fund 2019 as shown below



- From here, confirm your information, and you will then be taken to your agency portal where you can access the application for the Emergency Fund, as shown below

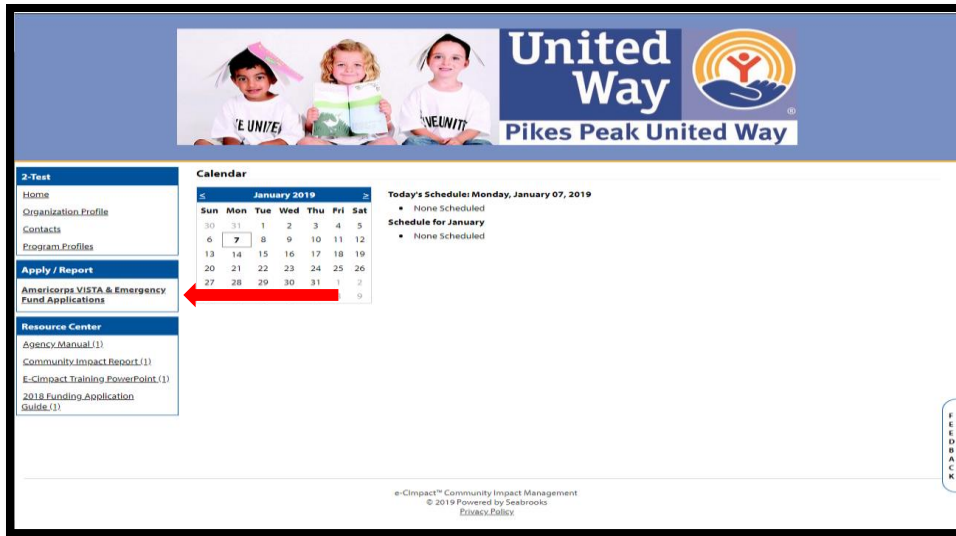


- If you navigate away from this page and need to find it again, click on the link on the left side of the page as designated by the red arrow in the image above

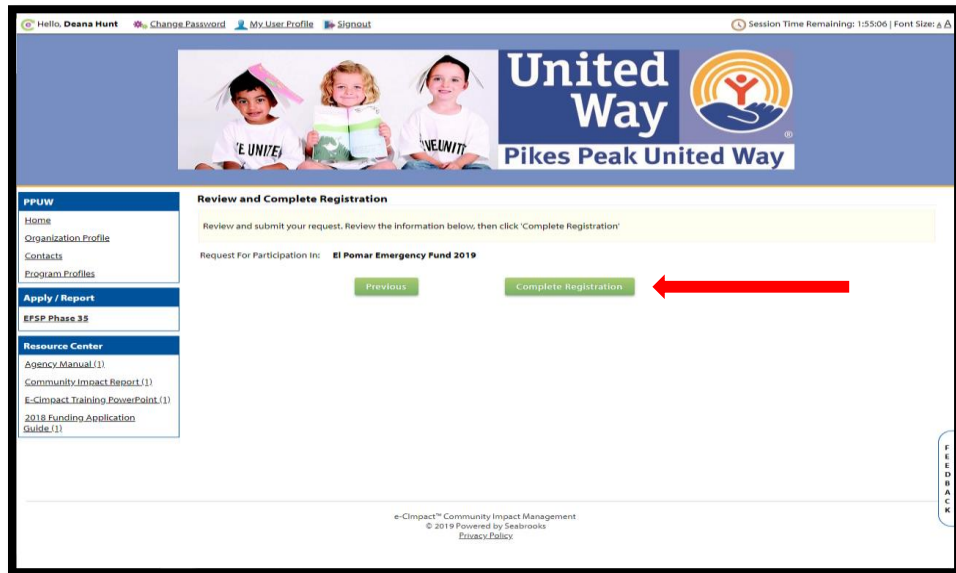
❖ Existing Account, login here



- If you forgot login information, please email slade@ppunitedway.org for assistance
- Once, logged in, you should see something like the image below. Navigate to the left side of the page, and click on Americorps VISTA & Emergency Fund Applications, as designated by the red arrow



- Once prompted, click on the El Pomar Emergency Fund 2019, then hit continue
- Hit complete registration, as designated by the red arrow in the figure below



- After this, you will see a confirmation page. Hit continue to see the application. Example is below

1995

Home
Organization Profile
Contacts
Program Profiles

Apply / Report

El Pomar
Emergency Fund
El Pomar Emergency Fund 2019

Resource Center

Agency Manual (1)
Community Impact Report (1)
e-Clmact Training PowerPoint (1)
2018 Funding Application Guide (1)

El Pomar
Emergency Fund - El Pomar Emergency Fund 2019
1995

Application Status [View Printable Version of this Entire Application](#)

Not Started In Progress Ready To Submit Submitted

Item (* indicates Required Item)	Last Updated	Status	Options
1995		Not Started	
El Pomar Emergency Fund:		Not Started	
Attachments		Not Started	

e-Clmact™ Community Impact Management
© 2019 Powered by Seabrooks
Privacy Policy

- If you navigate away from this page and need to find it again, click on the link on the left side of the page as designated by the red arrow in the image above

Completing the Application

❖ Two Necessary Components: Narratives and Attachments

- The narratives are found under the “El Pomar Emergency Fund” link
- The attachments are found under the “Attachments” link
- If there are any questions about navigating e-Clmact, please contact Slade Custer at slade@ppunitedway.org
- If you have questions about the actual application and required attachments, please contact Deana Hunt and deana@ppunitedway.org